


LIGHT CRANE SYSTEM - STEEL PROFILE & ACCESSORIES



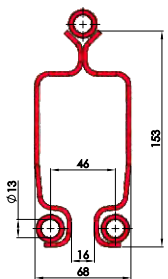
PRODUCT OVERVIEW




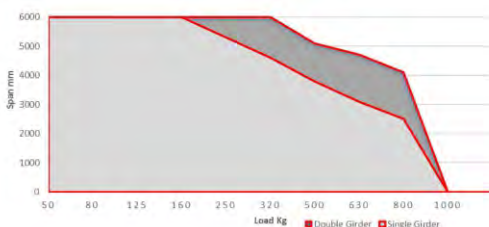
Light crane system offers many possibilities for Ergonomic handling loads quickly, Exact positioning, safely and efficiently above the working and production level. High flexibility of the system enables installations to be integrated easily.

PROFILES

CSP 1

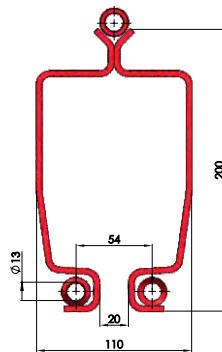


Profile	CSP 1
Weight (kg/m)	10
Area (mm ²)	1228.82
Ix (mm ⁴)	276x10 ⁴
Zx (mm ³)	35029.82





- Effective range : For short Spans and Suspensions distance.
- Capacity : 50 Kg to 800Kg.
- Used as both single girder and double girder.

CSP 2



Profile	CSP 2
Weight (kg/m)	18.4
Area (mm ²)	2323.06
Ix (mm ⁴)	950x10 ⁴
Zx (mm ³)	94292.8


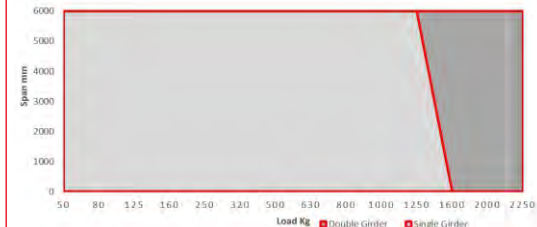


- Effective range : For Normal Spans and Suspensions distance.
- Capacity : 125 Kg to 2000Kg.
- Used as both single girder and double girder.
- Applicable for Internal Bus Bar & Curved Profiles.

CSP 3



Profile	CSP 3
Weight (kg/m)	22.5
Area (mm ²)	2803.06
Ix (mm ⁴)	1978x10 ⁴
Zx (mm ³)	151524.43



- Effective range : For Long Spans and Suspensions distance.
- Capacity : 500 Kg to 2000Kg.
- Used as both single girder and double girder.
- Applicable for Internal Bus Bar & Curved Profiles.

TROLLEY



- Fitted with bearing-mounted plastic wheels, push travel trolleys are easy to move
- The rollers are maintenance-free and designed for a long service life
- They effectively absorb all impacts and are silent running

SUSPENSIONS

CT SUSPENSION



- Link suspension is used for mounting CT Rail to the trolleys of LT Rail
- For connecting CT Profile with CT Rail Trolley
- Easy Assembly & Replacement of the System

HANGER SUSPENSION



- The profile sections are suspended so as to prevent bending stresses in the support superstructure and minimize horizontal forces.
- Length Adjustment : 330 to 395 mm
- Width Adjustment : 75 to 140 mm

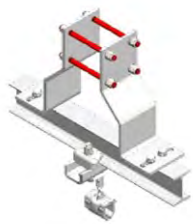
LOW HEADROOM HANGER SUSPENSION



- Mainly used for Super structures with low headroom.
- Length Adjustment : 250 to 280 mm
- Width Adjustment : 75 to 140 mm

TYPES OF SUSPENSIONS

ROOF CONCRETE



Roof Concrete Suspension can be used for mounting track profiles to building concrete beam

SIDE MOUNTING



To mount track profiles to beams

TUBULAR



To mount track profiles to tubular girder

L-TYPE GIRDER



To mount track profiles to L-Girder

C-TYPE GIRDER




To mount track profiles to I-Girder

EXTENSION GIRDER



To mount track profiles to high ceilings above 0.5m
The angle of the extension is adjustable with in 35-50

LOW HEADROOM SYSTEMS



- Used where height is very limited, Minimum approach dimensions required
- The crane girders are arranged at the same height between the crane runways almost to the level of the bottom surface of the track profiles

HOIST SADDLE



- Hoist saddle is used for connecting chain hoist in double Girder
- Load Capacity – Upto 2000Kg

INTERNAL BUS BAR SYSTEM



- As an alternate to flat cables, Internal Busbar System can be supplied with current collectors to eliminate difficulty in providing power supply for LCS with more than 2 Cross Travels



We also offer
ANNUAL MAINTENANCE CONTRACT
for all cranes, exclusively for our Customers.

For Service queries :
service@carlstahlcraftsman.com

CARLSTAHL CRAFTSMAN ENTERPRISES PRIVATE LIMITED

Registered Office,
No. 1078, Senthel Towers, 4th Floor
Avanashi Road Coimbatore - 641 018
Tamilnadu, India
Mobile: +91 97511 06000
sales@carlstahlcraftsman.com
www.carlstahlcraftsman.com

